

Size Small Pocket

(bottom edge measures 3-1/2" unfinished)

cut 1 exterior fabric

cut 1 Shape Flex (will be attached to exterior fabric)

cut 1 lining fabric

Also cut from 64 gsm Ripstop Fabric:

(2) 3-3/4" x 3-1/2"

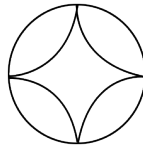
You will also need:

-cord lock that fits 2 layers of cording (or a double cord lock)


-1/2 yard/metre of nylon/cotton cording (either 1mm or 1.5mm in thickness)

1" square

4cm



Sew Sweetness
Side Pocket with Cording



Place on the fold

Size Medium Pocket
(bottom edge measures 5-1/2" unfinished)
cut 1 exterior fabric
cut 1 Shape Flex (will be attached to exterior fabric)
cut 1 lining fabric

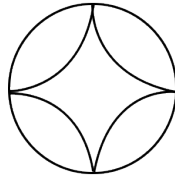
Also cut from 64 gsm Ripstop Fabric:
(2) 4-3/4" x 3-1/2"

You will also need:

- cord lock that fits 2 layers of cording (or a double cord lock)
- 1/2 yard/metre of nylon/cotton cording (either 1mm or 1.5mm in thickness)

1" square

4cm



Sew Sweetness

Side Pocket with Cording

Place on the fold

Size Large Pocket
(bottom edge measures 7-1/4" unfinished)
cut 1 exterior fabric
cut 1 Shape Flex (will be attached to exterior fabric)
cut 1 lining fabric

Also cut from 64 gsm Ripstop Fabric:
(2) 5-3/4" x 3-1/2"

You will also need:

- cord lock that fits 2 layers of cording (or a double cord lock)
- 1/2 yard/metre of nylon/cotton cording (either 1mm or 1.5mm in thickness)